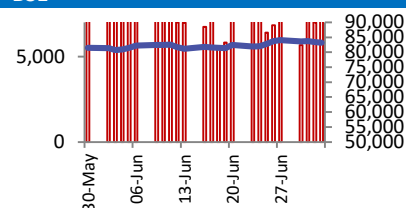
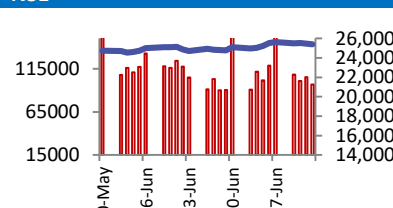


BSE



Open	83541
High	83850
Low	83187
Close	83239
Change	-170
Volume (Lacs)	8953
Turnover (Rs.inCr)	7335

NSE



Open	25505
High	25588
Low	25384
Close	25405
Change	-48
Volume(Lacs)	39555
Turnover(Rs.in Cr)	96739

World Markets	Current	Previous	Pt. Chg	Var(%)
Dow	44829	44484	344	0.8%
Dow Futures	45018	45098	(80)	-0.2%
Nasdaq	20601	20393	208	1.0%
FTSE	8823	8775	49	0.6%
Nikkei	39828	39786	42	0.1%
Hang Seng	23867	24070	(203)	-0.8%
Gift Nifty	25511	25495	16	0.1%
Straits Singapore	4006	4020	(14)	-0.3%
South Korea	3069	3116	(47)	-1.5%
Taiwan	22638	22713	(75)	-0.3%
Shanghai	3472	3461	11	0.3%

Commodity Prices	Current	Previous	Pt. Chg	Var(%)
Copper (\$/MT)	9955	10013	(59)	-0.6%
Alumin (\$/MT)	2605	2620	(15)	-0.6%
Zinc (\$/MT)	2751	2758	(7)	-0.3%
Brent Crude (\$/bbl)	69	69	(0)	-0.4%
Gold (\$/Ounce)	3327	3326	1	0.0%
Silver (\$/Ounce)	37	37	(0)	-0.5%
Light Crude (\$/bbl)	67	67	(0)	-0.2%
N G (\$/mmbtu)	3	3	(0)	-0.1%
Sugar (\$/MT)	471	451	20	4.5%
Rubber (Rs./kg)	202	202	0	0.0%
Baltic Dry Index	1434	1443	(9)	-0.6%

Currency Exchange Rate	Current	Previous	Var(%)
Rs./ \$ rate	85.32	85.71	-0.46%
Rs./ Euro	100.62	100.88	-0.26%
Rs./Chinese Yuan	11.91	11.90	0.07%
Yen / \$ rate	144.62	144.93	-0.21%
\$ US/Euro	1.18	1.18	0.08%

Dollar Index	Current	Previous	Var(%)
Dollar Index	97.03	97.18	-0.15%

Support/ Resistance Levels for Today		
	Nifty	Bank Nifty Fut
Support 1	25370	56840
Support 2	25300	56600
Resistance	25470	57370

Securities in Ban For Trade	
RBLBANK	

Market Review

US: US stocks reached a fresh record in a after data showed job growth exceeded expectations, boosting investors' confidence in the health of the economy even as it doused expectations for a July Fed Reserve int-rate cut

Asia: Asian shares traded in a tight range Friday as renewed trade tensions ahead of next week's deadline for higher levies outweighed a record-extending rally in US stocks.

India: The Indian benchmark equity indices erased the intraday gains to close lower for the second consecutive day on Thursday. **Market is expected to open on a flattish note and likely to witness a range bound move during the day.**

Global Economy: Japanese household spending surged at the fastest pace in nearly three years in May, offering some hopes that tepid consumption might be turning a corner even as risks from U.S. tariffs remain a drag on confidence and economic growth.Consumer spending in the world's fourth-largest economy in May rose 4.7% from a year earlier, better than the median market forecast for a 1.2% gain and rising at the fastest pace since the 5.1% increase in August 2022.

German car exports to the United States fell sharply in April and May as import tariffs imposed by President Donald Trump hit German automakers' sales in their most important foreign market.Auto exports to the U.S. fell by 13% in April and 25% in May from the same months the previous year.

Commodities: : Oil prices were little changed on Friday as a solid job market bolstered the case for the U.S. Federal Reserve keeping interest rates on hold, with investors also awaiting clarity on President Donald Trump's plans for tariffs on various countries.

Gold held steady on Friday, poised for a weekly gain as U.S. President Donald Trump's tax-cut and spending bill passed in Congress, raising fiscal concerns,though stronger-than-expected U.S. jobs data capped bullion's gains.

Currency: The dollar held gains on Friday after President Donald Trump got his signature tax cut bill across the final hurdle and pressure mounted on countries to secure trade deals with the United States.

FII Derivative Transactions (Rs. Cr)

Contracts	Purchase		Sell		Net	Open Interest (OI)		OI (Previous day)		Change	
	Contract	Value	Contract	Value	Value	Contract	Value	Contract	Value	Contract	Value
Index Future	15255	2946	27841	5389	(2443)	149253	28716	148237	28552	1016	164
Index Option	20417777	3907213	20075127	3841721	65492	1070049	205389	1694703	325053	(624654)	(119664)
Stock Future	221985	15861	224673	16039	(178)	5476361	388287	5485335	389729	(8974)	(1442)
Stock Option	576435	43203	582695	43587	(384)	828892	59084	754994	53647	73898	5437
Total	21231452	3969223	20910336	3906736	62487	7524555	681476	8083269	796981	(558714)	(115505)

FII All Activity-BBG (Rs Cr)	Buy	Sell	Net
26-Jun-25	29759	19096	10663
27-Jun-25	24067	18393	5675
30-Jun-25	15160	14330	830
1-Jul-25	14844	13738	1106
2-Jul-25	15016	15764	(747)
Month to date- July	29860	29502	358
FII (Prov.) (Rs Cr)	Buy	Sell	Net
27-Jun-25	19589	18084	1505
30-Jun-25	12862	13650	(788)
1-Jul-25	10897	12867	(1970)
2-Jul-25	13615	15157	(1543)
3-Jul-25	10947	12719	(1771)
Month to date-July	35459	40742	(5284)
DII (Prov.) (Rs. Cr)	Buy	Sell	Net
27-Jun-25	40672	41438	(766)
30-Jun-25	15733	12350	3383
1-Jul-25	12638	11913	726
2-Jul-25	16093	13330	2763
3-Jul-25	12140	11062	1079
Month to date-July	40871	36304	4567
FII Debt - BBG (Rs. Cr)	Buy	Sell	Net
26-Jun-25	2675	2672	3
27-Jun-25	4574	2064	2510
30-Jun-25	10122	1142	8980
1-Jul-25	3375	1084	2290
2-Jul-25	2195	2453	(259)
Month to date- July	5569	3538	2031

Market Breadth	BSE		NSE	
	No.	%	No.	%
Advance	1939	47%	1416	47%
Decline	2084	50%	1501	50%
Unchanged	145	3%	72	2%

Market Turnover	03-Jul	02-Jul	Var (%)
BSE Cash	7335	6996	5%
NSE Cash	96739	105117	-8%
NSE Futures	93857	105145	-11%
NSE Options	60428789	20188877	199%
Total (Rs.Cr)	60626720	20406136	197%

Volatility Index	03-Jul	02-Jul
Volatility Index	12.39	12.45

Index PE - TTM	03-Jul	Yr. High	Yr. Low
Sensex	23.8	25.2	20.3
Nifty	22.9	24.4	19.6

Corporate News
Aegis Logistics' arm commissions Cryogenic LPG terminal at Mangalore

The company commissioned an LPG cryogenic terminal at Pipavav with a static storage capacity of 48,000 MT. This terminal will be transferred to Aegis Vopak Terminals. (NDTV)

ONGC to partner with Mitsui OSK Lines to build two ships to import ethane

The company and Japan's Mitsui O.S.K. Lines signed a Heads of Agreement to build, own, and operate two Very Large Ethane Carriers to ship imported ethane to ONGC Petro Additions. (CNBC)

Jindal Steel secures 50-year mining lease in Odisha's Keonjhar district

The company announced a major boost to its raw material portfolio on Thursday with the Government of Odisha issuing a Letter of Intent for a 50-year mining lease for the Roida-I Iron Ore and Manganese Block, located in the mineral-rich Keonjhar District. (ET)

Economy
Services activity rises to 10-month high

India's services sector experienced robust growth in June, reaching a 10-month high with a PMI of 60.4, driven by strong domestic orders and increased international sales. While optimism remains, confidence among service providers has slightly decreased since mid-2022. (ET)

India's economy likely to grow 6.4-6.7% in FY26: CII President Rajiv Memani

Driven by robust domestic demand, the Indian economy is projected to expand by 6.4-6.7% in the current fiscal year, according to the CII. CII President Rajiv Memani highlighted that a favorable monsoon forecast, coupled with increased liquidity from the Reserve Bank's CRR cut and interest rate reduction, will bolster economic growth. (ET)

International
US allows GE Aerospace to resume engine shipments to China's COMAC

The U.S. government has allowed GE Aerospace to resume jet engine shipments to China's state-owned COMAC. The move marked a notable step toward easing trade tensions between the world's two largest economies. Earlier this week, the U.S. also lifted restrictions on exports to China for chip design software developers and ethane producers. (Invst)

Top 5 Nifty Gainers	03-Jul	02-Jul	Var(%)
APOLLOHOSP	7565	7441	1.7%
DRREDDY	1291	1271	1.6%
HEROMOTOCO	4311	4244	1.6%
ONGC	244	241	1.2%
MARUTI	12752	12622	1.0%
Top 5 Nifty Losers	03-Jul	02-Jul	Var(%)
SBILIFE	1810	1857	-2.5%
KOTAKBANK	2127	2169	-2.0%
BAJFINANCE	910	923	-1.4%
BAJAJFINSV	1981	2008	-1.4%
JSWSTEEL	1046	1060	-1.3%

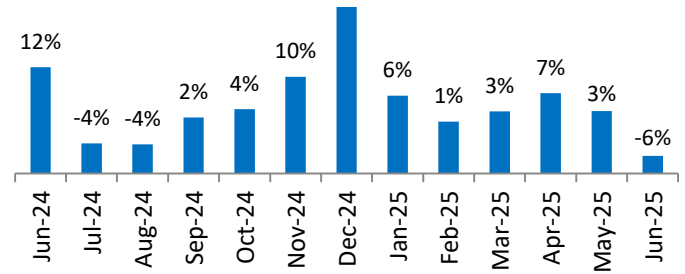
BSE Index Watch	Last	1 day	1 wk	1 mth	1 yr
SENSEX	83239	-0.2%	-0.6%	2.8%	4.0%
MIDCAP	46708	-0.1%	0.7%	2.6%	-0.8%
SMLCAP	54738	0.5%	1.4%	3.5%	1.8%
AUTO	53703	0.4%	0.2%	2.6%	-7.0%
BANKEX	63385	-0.5%	-1.4%	1.1%	4.9%
Capital Goods	72128	0.1%	1.6%	2.0%	-2.5%
FMCG	20117	0.2%	-0.7%	-1.3%	-2.9%
Health Care	44608	0.7%	2.0%	4.5%	17.8%
IT	38064	0.1%	-0.2%	4.1%	-1.2%
METAL	32001	-0.8%	0.8%	4.4%	-4.8%
Oil & Gas	28004	0.4%	1.5%	4.2%	-5.5%
Power	6837	-0.3%	-0.2%	1.3%	-14.5%
Realty	7475	-0.6%	-4.6%	-1.2%	-14.5%

Margin Trading Disclosure (Rs. In Cr)	Last	1 day	1 wk	1 mth	3 mth
Op. Scripwise Outstanding	85381	1.0%	1.9%	8.0%	24.6%
Fresh Exposure	6736	-6.4%	1.9%	-1.1%	27.1%
Exposure liquidated	5897	-6.2%	-3.2%	-5.0%	20.5%
Closing Net scripwise outstanding	86220	0.9%	2.3%	8.2%	25.1%

NSE USD Futures	03-Jul	02-Jul	Var (%)
June Expiry (Rs./\$)	85.50	85.50	0.0%
July Expiry (Rs./\$)	85.87	85.87	0.0%
Total Turnover (Rs. Crore)	2241	1391	61%

Sectors	TTM PE
Auto	32.11
Auto Ancillary	42.98
Banking	14.65
Engineering	50.26
Cement	74.57
Diamonds & Jewellery	44.12
Housing Finance	24.63
Infrastructure & Const	29.8
Metals-Aluminium	30.4
Metal – Steel	18.55
Oil Expl.	7.29
Pharma	10.1
Power – Gen. Supp.	40.9
Information Tech.	28.09
Sugar	18.49
Telecom Serv. Prov.	41.5
Tyres	31.67

Maruti Monthly Volume Growth (YoY) (Source: Company data)



10 year G-Sec Yield	Current	Previous	Change
US	4.35%	4.35%	0 bps
Japan	1.46%	1.44%	1 bps
India	6.29%	6.29%	(0) bps
UK	4.54%	4.61%	(7) bps
Libor 3 Mths	4.85%	4.85%	(0) bps

Indian Eco Data	Current	Previous	Var(%)
Forex Reserve (US\$ in bn)	602	698	-13.8%
Inflation - WPI	0.39%	0.85%	(46) bps
Inflation - CPI	2.82%	3.16%	(34) bps

India GDP	Q3FY25	Q2FY25	Var(%)
Growth	7.38%	6.40%	98 bps

Monetary Policy	Current	Previous	Change
Repo Rate	5.50%	6.00%	(50) bps
Reverse Repo Rate	3.35%	3.35%	0 bps
CRR	4.00%	4.00%	0 bps
O/S Banking System Liquidity (Rs bn)	3871	3861	9.5

IIP Growth %	May-25	May-24	Apr-Feb
IIP	1.2	6.2	3.1
Capital Goods	2.4	7.0	6.2
Mining	0.4	1.3	2.2
Manufacturing	3.0	5.9	4.2
Electricity	6.3	8.6	3.8

ADR Price Movement

Company	Price (US\$)	Volume	Previous Day Price	Volume	Variance (%)	No. of Share Per ADR	ADR Price (Rs.)	BSE Price	Variance (%)
Infosys Tech	18.96	4267315	18.88	9428318	0.42%	1	1617.62	1618.70	-0.1%
Wipro	3.11	3186248	3.08	5568952	0.97%	1	265.34	267.05	-0.6%
Dr.Reddy's	15.08	583438	14.88	1200451	1.34%	1	1286.59	1291.30	-0.4%
ICICI Bank	33.76	2387568	33.58	4785487	0.54%	2	1440.16	1425.90	1.0%
HDFC Bank	76.54	1618943	76.18	1936819	0.47%	3	2176.73	1987.10	9.5%

GDR's (US\$)

	Prices	Prev. Close	Change	Var %
L&T	41.95	41.95	0.0	0.0%
RIL	70.70	70.50	0.2	0.3%
SBI	94.50	95.00	(0.5)	-0.5%

US Economy Data	Current	Previous
Inflation (%) (YoY)	2.40%	2.30%
Unemployment (%)	4.10%	4.20%

Interest Rate (%)	Current	Previous
Fed Rate	4.50%	4.50%

US GDP	Q2CY25	Q1CY25
Growth (QoQ Annualized)	-0.50%	2.40%

China Economy Data	Current	Previous
GDP	5.40%	5.40%
Inflation – CPI (%)	-0.10%	-0.10%

Economic Calendar

	Date
Indian GDP Data	29 Aug
Indian Inflation Data CPI	14 July
Indian Inflation Data WPI	14 July
Indian Monetary Policy	06 Aug
India's Industrial Production (IIP)	28 July
US Inflation Data	15 July
US GDP	30 July
US Unemployment Data	To be announced
US Fed Rate	30 July
China GDP	15 July
China Inflation Data	09 July

Event Update

Name	Date	Purpose
Axis Bank Ltd.	04/07/25	Rs.1.00 per share(50%)Final Dividend
Bharat Forge Ltd.	04/07/25	Rs.6.00 per share(300%)Final Dividend
Biocon Ltd.	04/07/25	Rs.0.50 per share(10%)Final Dividend
Container Corporation Of India Ltd.	04/07/25	Bonus issue
Control Print Ltd.	04/07/25	Rs.6.00 per share(60%)Final Dividend
Cool Caps Industries Ltd.	04/07/25	Bonus & Split/Subdivision
DCB Bank Ltd.	04/07/25	Rs.1.35 per share(13.5%)Final Dividend
Dhampur Bio Organics Ltd.	04/07/25	Rs.1.25 per share(12.5%)Final Dividend
Escorts Kubota Ltd.	04/07/25	Rs.18.00 per share(180%)Final Dividend
Gloster Ltd.	04/07/25	Rs.20.00 per share(200%)Dividend
Jiya Eco-Products Ltd.	04/07/25	Resolution Plan-Reduction of Capital
Jupiter Life Line Hospitals Ltd.	04/07/25	Rs.1.00 per share(10%)Final Dividend
Mahindra & Mahindra Ltd.	04/07/25	Rs.25.30 per share(506%)Dividend
Max Healthcare Institute Ltd.	04/07/25	Rs.1.50 per share(15%)Final Dividend
Navin Fluorine International Ltd.	04/07/25	Rs.7.00 per share(350%)Final Dividend
Nestle India Ltd.	04/07/25	Rs.10.00 per share(1000%)Final Dividend
Nippon Life India Asset Management Ltd.	04/07/25	Rs.10.00 per share(100%)Final Dividend
Onward Technologies Ltd.	04/07/25	Rs.5.00 per share(50%)Final Dividend
Paras Defence And Space Technologies Ltd.	04/07/25	Stock Split from Rs.10/- to Rs.5/-
Pelatro Ltd.	04/07/25	Dividend
Petronet LNG Ltd.	04/07/25	Rs.3.00 per share(30%)Final Dividend
Redington Ltd.	04/07/25	Rs.6.80 per share(340%)Final Dividend
Remus Pharmaceuticals Ltd.	04/07/25	Bonus
Shine Fashion (India) Ltd.	04/07/25	Rs.0.1250 per share(2.5%)Final Dividend
SKF India Ltd.	04/07/25	Rs.14.50 per share(145%)Final Dividend
Sona BLW Precision Forgings Ltd.	04/07/25	Rs.1.60 per share(16%)Final Dividend
Supreme Petrochem Ltd.	04/07/25	Rs.7.50 per share(375%)Final Dividend
T.T. Ltd.	04/07/25	Right Issue of Equity Shares
Tech Mahindra Ltd.	04/07/25	Rs.30.00 per share(600%)Final Dividend
Thermax Ltd.	04/07/25	Rs.14.00 per share(700%)Final Dividend

Bulk Deal As On 03/07/25

BSE					
Security Code	Security Name	Client Name	Deal	Quantity	Price
544431	ACEALPHA	RAGHAV KAROL HUF	B	292000	80.28
544337	AVAX	SKI CAPITAL SERVICES LIMITED	B	6000	132.75
538965	CONCORD	GANGA DEVI LOYA	S	11555	53.9
538965	CONCORD	GANGA DEVI LOYA	B	51655	53.25
538965	CONCORD	PRADEEP KUMAR JAIN	S	149164	53.21
512441	ENBETRD	ALKABEN PRADIPKUMAR SHAH	S	8739730	0.63
512441	ENBETRD	ALKABEN PRADIPKUMAR SHAH	B	11100000	0.63
512441	ENBETRD	GOKALBHAI GHEMARBHAI CHAUDHRI	S	17037293	0.63
512441	ENBETRD	GOKALBHAI GHEMARBHAI CHAUDHRI	B	5175374	0.66
512441	ENBETRD	JESINGBHAI JIVABHAI CHAUDHARI	S	8641978	0.63
512441	ENBETRD	JESINGBHAI JIVABHAI CHAUDHARI	B	5171496	0.63
512441	ENBETRD	LILABEN MASOTBHAI DESAI	B	4999999	0.63
512443	GANONPRO	EMMBROSOVERSEAS LIFESTYLE PRIVATELIMITED	S	47877	12.66
539041	GANVERSE	VINITHRA SEKHAR	B	210000	39.92
532359	HITKITGLO	WEBNET INFOWAYS LIMITED	S	292775	1.48
540756	KAARYAFSL	RAMESH JAIN HUF	B	108000	12.27
532925	KAUSHALYA	IRAGE BROKING SERVICES LLP	S	1827	885.91
532925	KAUSHALYA	IRAGE BROKING SERVICES LLP	B	1181	906.34
531328	KRETTOSYS	MOHAMED IRFAN MOHAMED LATIF SHAIKH	B	10763042	2.06
504392	KRISHNA	MOHD JAFAR	S	90000	19.39
536565	NOVELIX	MEDO CAPITAL SERVICES PRIVATE LIMITED	S	125000	43.29
543384	NYKAA	HARINDERPAL SINGH BANGA	S	60000000	202.57
530805	OIVL	MULTIPLIER SHARE & STOCK ADVISORS PRIVATE LIMITED	S	166727	3.33
530805	OIVL	VIVEK KANDA	B	235000	3.34
511644	OMEGAIN	JR SEAMLESS PRIVATE LIMITED	B	2860	97.85
539561	REMLIFE	PRAKASH LALCHANDANI	B	9000000	1.08
506642	SADHNANIQ	BADJATE STOCK BROKING PRIVATE LIMITED	S	2210000	8.43
506642	SADHNANIQ	KLJ PLASTICIZERS LIMITED.	S	2056000	8
506906	SCBL	BHAGYASHREE ABHAY KALE	S	81074	4.15
506906	SCBL	JAYESH KANTILAL SUCHAK	B	140884	4.46
506906	SCBL	NIRALI VJAYBHAI SHAH	B	64000	4.5
506906	SCBL	PARAG DINESH SANGHVI HUF	S	100000	4.5
506906	SCBL	SHEELA VASUDEV ACHARYA	S	70000	4.31
506906	SCBL	SUNIL KRISHNAKUMAR AGARWAL	S	54999	4.3
512399	SERA	ACHINTYA SECURITIES PVT. LTD.	B	500000	35
512399	SERA	ZEAL GLOBAL OPPORTUNITIES FUND	S	550000	35
539584	SIPTL	JAGID VANITABEN RAJENDRAPRASAD	S	42189527	0.33
539584	SIPTL	SATISH KUMAR ANANTA SATYANARAYANA ANAPU	S	4069206	0.33
539584	SIPTL	SATISH KUMAR ANANTA SATYANARAYANA ANAPU	B	4250000	0.32
531205	SPRIGHT	SHAILESHKUMAR BHAVASAR	S	8747901	3.25
539278	SYMBIOX	LOGIHAZE SOLUTIONS PRIVATE LIMITED	S	431203	2.5
519367	TRANSFD	PACE STOCK BROKING SERVICES PVT LTD	S	1167	264.75
539291	VASUDHAGAM	AMIT KUMAR KAR	S	561107	6.4
539291	VASUDHAGAM	AMIT KUMAR KAR	B	230000	6.49
542803	VEL	JAY BHAVSAR	S	22000	16.71
542803	VEL	JAY BHAVSAR	B	50500	15.98

NSE

Security Code	Security Name	Client Name	Deal	Quantity	Price
AKG	AKG Exim Limited	B2C CONSULTING LLP	SELL	1421414	14
AKG	AKG Exim Limited	EPOCH SYNTHETICS PRIVATE LIMITED	BUY	500000	14
AKG	AKG Exim Limited	HARSHIT TOMAR	BUY	240000	14
AKG	AKG Exim Limited	KALAPI VINIT NAGADA	SELL	1664979	14
AKG	AKG Exim Limited	MANSI SHARE AND STOCK BROKING PRIVATE LIMITED	BUY	700000	14
AKG	AKG Exim Limited	NEEL RAMESHBHAI GAJERA	BUY	300000	14
AKG	AKG Exim Limited	SONAL CHAUHAN	BUY	600000	14
AKG	AKG Exim Limited	TSM FINANCIAL SERVICES PRIVATE LIMITED	SELL	557929	13.92
AKG	AKG Exim Limited	TSM FINANCIAL SERVICES PRIVATE LIMITED	SELL	752406	14
AKG	AKG Exim Limited	VIDYALAXMI AGENCIES PRIVATE LIMITED	BUY	729952	14.02
CPS	C P S Shapers Limited	TRANSACTION SQUARE LLP	SELL	14700	719.48
ELLEN	Ellenbarrie Indus Gases L	MOTILAL OSWAL MUTUAL FUND	BUY	900000	567.11
FALCONTECH	Falcon Technoproj Ind Ltd	G R D SECURITIES LIMITED	SELL	32400	28.51
FALCONTECH	Falcon Technoproj Ind Ltd	SHEETAL BHARAT PARIHAR	SELL	99600	21.1
GATECHDVR	GACM Technologies Limited	ALKABEN PRADIPKUMAR SHAH	SELL	2897686	0.64
GATECHDVR	GACM Technologies Limited	ANKUSH RAJKUMAR DABHANE	BUY	10000000	0.64
GATECHDVR	GACM Technologies Limited	ATUL KUMAR UPADHYAY	BUY	1000000	0.64
GATECHDVR	GACM Technologies Limited	GOKALBHAI GHEMARBHAI CHAUDHRI	SELL	7545000	0.64
GATECHDVR	GACM Technologies Limited	TEUDDY TECHNOLOGY PRIVATE LIMITED	SELL	6805768	0.64
GRMOVER	GRM Overseas Limited	SAINT CAPITAL FUND	BUY	333000	364.83
IGCL	Indogulf Cropsciences Ltd	AU SMALL FINANCE BANK LIMITED	SELL	379585	111
IGCL	Indogulf Cropsciences Ltd	RAJASTHAN GLOBAL SECURITIES PVT LTD	SELL	379723	111
IGCL	Indogulf Cropsciences Ltd	SATISH SINGHAL	BUY	360000	111
IGCL	Indogulf Cropsciences Ltd	THE SOUTH INDIAN BANK LIMITED	SELL	377490	111.17
KCK	Kck Industries Limited	PRO FIN CAPITAL SERVICES LIMITED	SELL	555000	43.17
LLOYDSENPP	LLOYD Rs.0.50 ppd up	VISHAL VISHAWNATH TODI	SELL	2000000	55.11
MANGLMCEM	Mangalam Cement Ltd	PILANI INVESTMENT AND INDUSTRIES CORPORATION LIMITED	SELL	500000	758
MANGLMCEM	Mangalam Cement Ltd	PILANI INVESTMENT AND INDUSTRIES CORPORATION LIMITED	SELL	500000	758
MANGLMCEM	Mangalam Cement Ltd	RAMBARA TRADING PRIVATE LIMITED	BUY	250000	758
MANGLMCEM	Mangalam Cement Ltd	RAMBARA TRADING PRIVATE LIMITED	BUY	250000	758
MANGLMCEM	Mangalam Cement Ltd	VIDULA CONSULTANCY SERVICES LIMITED	BUY	250000	758
MANGLMCEM	Mangalam Cement Ltd	VIDULA CONSULTANCY SERVICES LIMITED	BUY	250000	758
MMEL	Moving Media Enter Ltd	FLIGHTTECH SOLUTIONS PRIVATE LIMITED	BUY	120000	72.01
MMEL	Moving Media Enter Ltd	GRETEX SHARE BROKING LIMITED	BUY	100000	71
MMEL	Moving Media Enter Ltd	LC RADIANCE FUND VCC	BUY	200000	74.33
MMEL	Moving Media Enter Ltd	VINEY EQUITY MARKET LLP	BUY	224000	73.6
PRIVISCL	Privi Speciality Che Ltd	RAJESH HARICHANDRA BUDHRANI	SELL	200000	2261.5
PROFX	Pro FX Tech Limited	ABHAY KUMAR JAIN	BUY	99200	95
PROFX	Pro FX Tech Limited	AU SMALL FINANCE BANK LIMITED	SELL	139200	95
PROFX	Pro FX Tech Limited	BRN COMMODITIES & TRADING CO. PVT. LTD	BUY	99200	95
PROFX	Pro FX Tech Limited	LADNUN CONSULTANCY SERVICES LLP	BUY	99200	95
PROFX	Pro FX Tech Limited	NISHANT JAIN	BUY	96000	95
SADHNANIQ	Sadhana Nitrochem Limited	BADJATE STOCK BROKING PRIVATE LIMITED	SELL	2000000	7.64
SADHNANIQ	Sadhana Nitrochem Limited	KLJ PLASTICIZERS LIMITED	SELL	8094000	7.88
SADHNANIQ	Sadhana Nitrochem Limited	LIMITED BADJATE STOCK BROKING PRIVATE	SELL	7829604	8.25
SADHNANIQ	Sadhana Nitrochem Limited	NEO APEX VENTURE LLP	BUY	4700000	7.64
SADHNANIQ	Sadhana Nitrochem Limited	SIDDHIPRIYA DISTRIBUTORS PRIVATE LIMITED	SELL	2438082	7.94
VAISHALI	Vaishali Pharma Limited	SHAH NISHANT	SELL	747082	11.46

Disclosure:

Research Reports that are published by Nirmal Bang Securities Private Limited (hereinafter referred to as "NBSPL") are for private circulation only. NBSPL is a registered Research Analyst under SEBI (Research Analyst) Regulations, 2014 having Registration no. INH000001766. NBSPL is also a registered Stock Broker with National Stock Exchange of India Limited, BSE Limited, Metropolitan Stock Exchange of India Limited, Multi Commodity Exchange of India Limited and , National Commodity and Derivative Exchange Limited in Capital Market , Equity and Commodities derivatives segments and Currency Derivatives Segment .

NBSPL has other business divisions with independent research teams separated by Chinese walls, and therefore may, at times, have different or contrary views on stocks and markets.

NBSPL or its associates have not been debarred / suspended by SEBI or any other regulatory authority for accessing / dealing in securities Market since last 20 years. NBSPL, its associates or analyst or his relatives do not hold any financial interest (Except Investment) in the subject company. NBSPL or its associates or Analyst do not have any conflict or material conflict of interest at the time of publication of the research report with the subject company. NBSPL or its associates or Analyst or his relatives may or may not hold beneficial ownership of 1% or more in the subject company at the end of the month immediately preceding the date of publication of this research report.

NBSPL or its associates / analyst has not received any compensation / managed or co-managed public offering of securities of the company covered by Analyst during the past twelve months. NBSPL or its associates have not received any compensation or other benefits from the company covered by Analyst or third party in connection with the research report. Analyst has not served as an officer, director or employee of Subject Company. NBSPL / analyst has not been engaged in market making activity of the subject company.

Analyst Certification: The research analysts and authors of these reports, hereby certify that the views expressed in this research report accurately reflects my/our personal views about the subject securities, issuers, products, sectors or industries. It is also certified that no part of the compensation of the analyst(s) was, is, or will be directly or indirectly related to the inclusion of specific recommendations or views in this research. The analyst(s) principally responsible for the preparation of this research report and has taken reasonable care to achieve and maintain independence and objectivity in making any recommendations.

Disclaimer:

The Research Report is for the personal information of the authorized recipient and does not construe to be any investment, legal or taxation advice. NBSPL is not soliciting any action based upon it. Nothing in the research report shall be construed as a solicitation to buy or sell any security or product, or to engage in or refrain from engaging in any such transaction. In preparing the research report, we did not take into account the investment objectives, financial situation and particular needs of the reader.

The research report has been prepared for the general use of the clients of NBSPL and must not be copied, either in whole or in part, or distributed or redistributed to any other person in any form. If you are not the intended recipient you must not use or disclose the information in the research report in any way. Though disseminated to all the customers simultaneously, not all customers may receive the research report at the same time. NBSPL will not treat recipients as customers by virtue of their receiving the research report. The research report is not directed or intended for distribution to or use by any person or entity resident in a state, country or any jurisdiction, where such distribution, publication, availability or use would be contrary to law, regulation or which would subject NBSPL & its group companies to registration or licensing requirements within such jurisdictions.

The report is based on the information obtained from sources believed to be reliable, but we do not make any representation or warranty that it is accurate, complete or up-to-date and it should not be relied upon as such. We accept no obligation to correct or update the information or opinions in it. NBSPL or any of its affiliates or employees shall not be in any way responsible for any loss or damage that may arise to any person from any inadvertent error in the information contained in the research report. NBSPL or any of its affiliates or employees do not provide, at any time, any express or implied warranty of any kind, regarding any matter pertaining to this report, including without limitation the implied warranties of merchantability, fitness for a particular purpose, and non-infringement. The recipients of the research report should rely on their own investigations.

This information is subject to change without any prior notice. NBSPL reserves its absolute discretion and right to make or refrain from making modifications and alterations to this statement from time to time. Nevertheless, NBSPL is committed to providing independent and transparent recommendations to its clients, and would be happy to provide information in response to specific client queries.

Before making an investment decision on the basis of research report, the reader needs to consider, with or without the assistance of an adviser, whether the advice is appropriate in light of their particular investment needs, objectives and financial circumstances. There are risks involved in securities trading. The price of securities can and does fluctuate, and an individual security may even become valueless. International investors are reminded of the additional risks inherent in international investments, such as currency fluctuations and international stock market or economic conditions, which may adversely affect the value of the investment. Opinions expressed are subject to change without any notice. Neither the company nor the director or the employees of NBSPL accept any liability whatsoever for any direct, indirect, consequential or other loss arising from any use of the research report and/or further communication in relation to the research report. Here it may be noted that neither NBSPL, nor its directors, employees, agents or representatives shall be liable for any damages whether direct or indirect, incidental, special or consequential including lost revenue or lost profit that may arise from or in connection with the use of the information contained in the research report.

Copyright of this document vests exclusively with NBSPL.

Our reports are also available on our website

Registration granted by SEBI and certification from NISM in no way guarantee performance of NBSPL or provide any assurance of returns to investors.

Nirmal Bang Research (Division of Nirmal Bang Securities Pvt. Ltd.)

B-2, 301/302, Marathon Innova,
Opp. Peninsula Corporate Park
Off. Ganpatrao Kadam Marg
Lower Parel(W), Mumbai-400013
Board No. : 91 22 6723 8000/8001
Fax. : 022 6723 8010